




	Sunday	Monday	Tuesday	Wednesday	Thursday	Friday	Saturday
<p><b>This Month's Inspiration:</b></p> <p>Consider starting a Loose Parts collection!</p> <p><u>Loose Parts</u> are materials with no fixed purpose that can be moved around and manipulated by children and used in many different ways.</p> <p>Whether it's things like rocks and sticks, for example, <i>Loose Parts</i> fill children with a sense of <b>curiosity</b> and <b>imagination</b>. (<a href="https://www.backwoodsmama.com/2018/02/loose-parts-play.html">https://www.backwoodsmama.com/2018/02/loose-parts-play.html</a>)</p> <p>Loose Parts come in many forms and can be organic (natural), inorganic (man-made/synthetic) or a mixture of both. It's helpful to create a list so that the next time you're at a garage sale, thrift shop or out in nature, you can keep your eye out for these items!</p> <p>You can find ideas to create your own list by following this link to a loose parts guide: </p> <p><a href="https://fairydustteaching.com/2016/10/loose-parts/">https://fairydustteaching.com/2016/10/loose-parts/</a></p>				<p><b>1</b> Let's explore the outdoors and gather Loose Parts from the list you created! (as noted on the left hand side of this page)</p>	<p><b>2</b> Let's organize our markers and crayons so that we have LOTS of great writing tools!</p> 	<p><b>3</b> Sing a familiar song and let me fill in all of the RHYMING words.</p> 	<p><b>4</b> Take me to our favourite park! Lets enjoy the weather while it is still warm out!</p>
	<p><b>5</b> Point to words as you read to me from left to right. This helps me understand that words have <i>meaning</i>.</p>	<p><b>6 LABOUR DAY</b> Let's relax! Teach me to take 100 deep breaths per day - 10 at a time! Breathing deeply is a GREAT stress release for me!</p> 	<p><b>7</b> Let me use your old clothes as dress up clothes!</p> 	<p><b>8 International Literacy Day!</b> Lets read some of your favourite childhood books!</p>	<p><b>9</b> Take out some PHOTO ALBUMS. Ask me who &amp; what I can remember.</p> 	<p><b>10</b> Today, let me do something that I am REALLY good at. Take time to think about my strengths.</p>	<p><b>11 FAMILY GAME NIGHT!</b></p> 
	<p><b>12</b> Lets build something together! We can use blocks, loose parts, recycled materials, or blankets and pillows for a fort!</p>	<p><b>13</b> In the car today, play "I Spy" with letters on licence plates.</p> 	<p><b>14</b> Let's make playdough today. Give me some Loose Parts that we've collected to use with the playdough, allowing me to create anything!</p>	<p><b>15</b> Let's say the nursery rhyme "Jack Be Nimble" today and change Jack's name to my name. Then, ask me to think of more names (maybe names of family members or friends).</p>	<p><b>16 Give meal time some math! Let me help cook and measure with you!</b></p>	<p><b>17 Follow my lead - Let me be the leader. Smile, relax, copy what I do, and just be with me while I play.</b></p> 	<p><b>18</b> Hang out with me today! When YOU have fun playing, singing, reading, and writing, I WILL TOO! Show me!</p> 
	<p><b>19</b> Let's cut out some shapes today. Afterward, can you hide them all over the house for me and we can go on a shape hunt?</p>	<p><b>20</b> Get a white board and draw pictures! Show me how to listen for sounds in words.</p> 	<p><b>21</b> Get down to my eye level and move so that you are directly across from me when we're together. When we are face to face, it is easier for me to listen and see your facial expressions.</p>	<p><b>22</b> Practice making comments rather than asking questions when reading with me today.</p> 	<p><b>23 International Sign Language Day!</b> Teach me some basic sign language so I can communicate in multiple ways!</p>	<p><b>24</b> Let's make our own story book today with some blank paper and have fun with markers, crayons and paints. Tell a story of something we have done together.</p>	<p><b>25</b> It's Opposites Day. Talk about opposites like up and down, on and off, wet and dry cold and hot, and inside and outside.</p>
	<p><b>26</b> Lets re-search and do some science experiments!</p>	<p><b>27</b> Lets plant some indoor plants. As winter comes we will still have some fresh greenery!</p>	<p><b>28</b> Talk out loud to me about feelings. When I hear you talk about feelings, I start to understand them and learn that all feelings are important.</p>	<p><b>29</b> Let's play hide and seek today! Help me count backwards from 10 or from 20.</p> 	<p><b>30 Every Child Matters</b> Wear an <b>ORANGE</b> shirt today to honour those who attended residential schools.</p> 		